

MAURITIAN SCIENTIFIC DIASPORA SURVEY



Mauritius aims to position itself as a Medical and Pharmaceutical hub. This project falls under the aegis of the Ministry of Finance, Economic Planning and Development and technical assistance is being provided by the European Union's Africa RISE (Reform for Investment and Sustainable Economies). In this context, a survey was created to collect information on the Mauritian Scientific Diaspora who wish to assist in any way in this collective effort.

According to the *Pilot mapping and profiling of the Mauritian diaspora in Australia, Canada and the United Kingdom report*: "Approximately 188,300 Mauritians live abroad, equating to 14.8 per cent of the population of Mauritius (EUDIF, 2020). (...) In Australia, there was a significant increase since 2005 where the number of Mauritians grew from 20,300 to 31,400 in 2019 (UN DESA, 2019). Similarly, in the United Kingdom, there was noteworthy growth from the turn of the century when the community grew from 26,200 to 48,800 in 2019 (UN DESA, 2019). These indices in countries with ties to historical flows of emigration from the Republic of Mauritius signpost that the communities in these locations are maturing as a diasporic community".¹

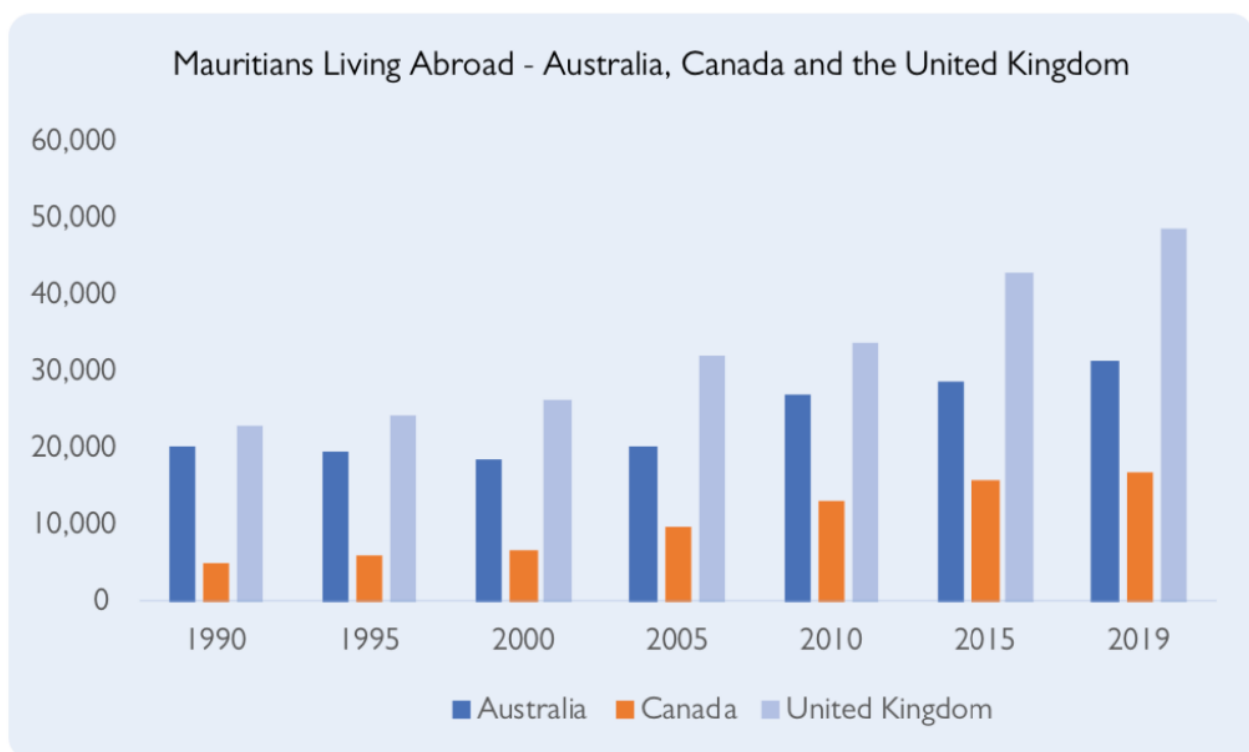


Figure 3 Number of Mauritians Living Abroad in Australia, Canada and the United Kingdom since 1990 (UN DESA)


[1] IOM Mauritius. (2021). P.9. Pilot mapping and profiling of the Mauritian diaspora in Australia, Canada and the United Kingdom: Stories of belonging, impact and opportunity
<https://publications.iom.int/books/pilot-mapping-and-profiling-mauritian-diaspora-australia-canada-and-united-kingdom-full-report?fbclid=IwAR0UE1dd4qbAZE3kPqbpcAFD2hr8YYC110DbKqmOrG-f07N2mYoA190CIMJ>

MAURITIAN SCIENTIFIC DIASPORA SURVEY



QUESTION
01


GENDER



69% male

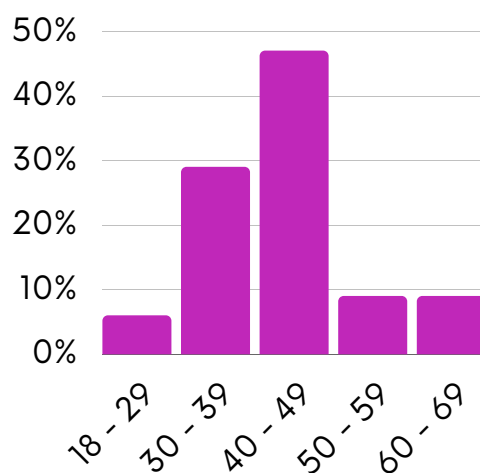
31% female

Size of respondents: 35



QUESTION
02

AGE



QUESTION
03

Highest education attained



Undergraduate

100 %

Post graduate

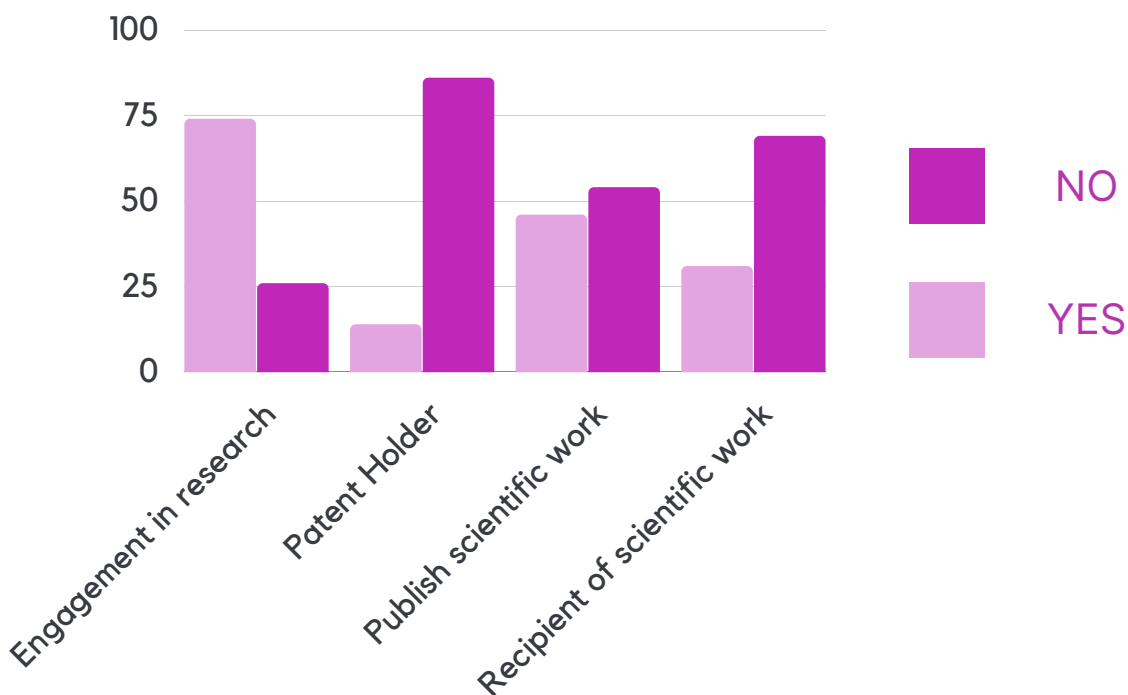
80 %

Phd

45 %

*Post graduate in this
questionnaire referred to as
only masters level

MAURITIAN SCIENTIFIC DIASPORA SURVEY



QUESTION
04

Place of work



Small/Medium
Companies

53 %

Academic

50 %

Non-for profit or
government
organisations

34 %

Non- Pharma
Companies

31 %

Startups

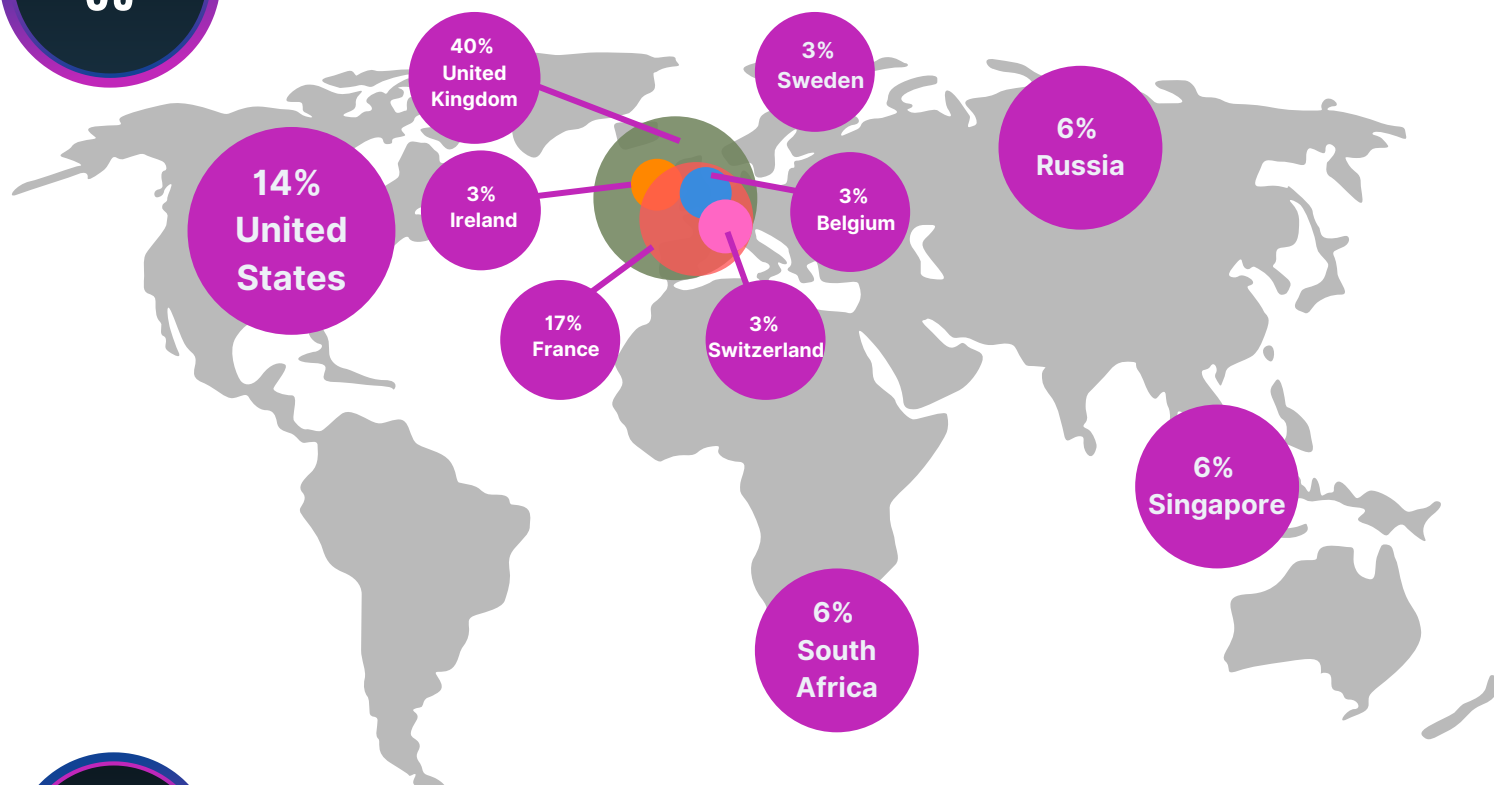
31 %

MAURITIAN SCIENTIFIC DIASPORA SURVEY



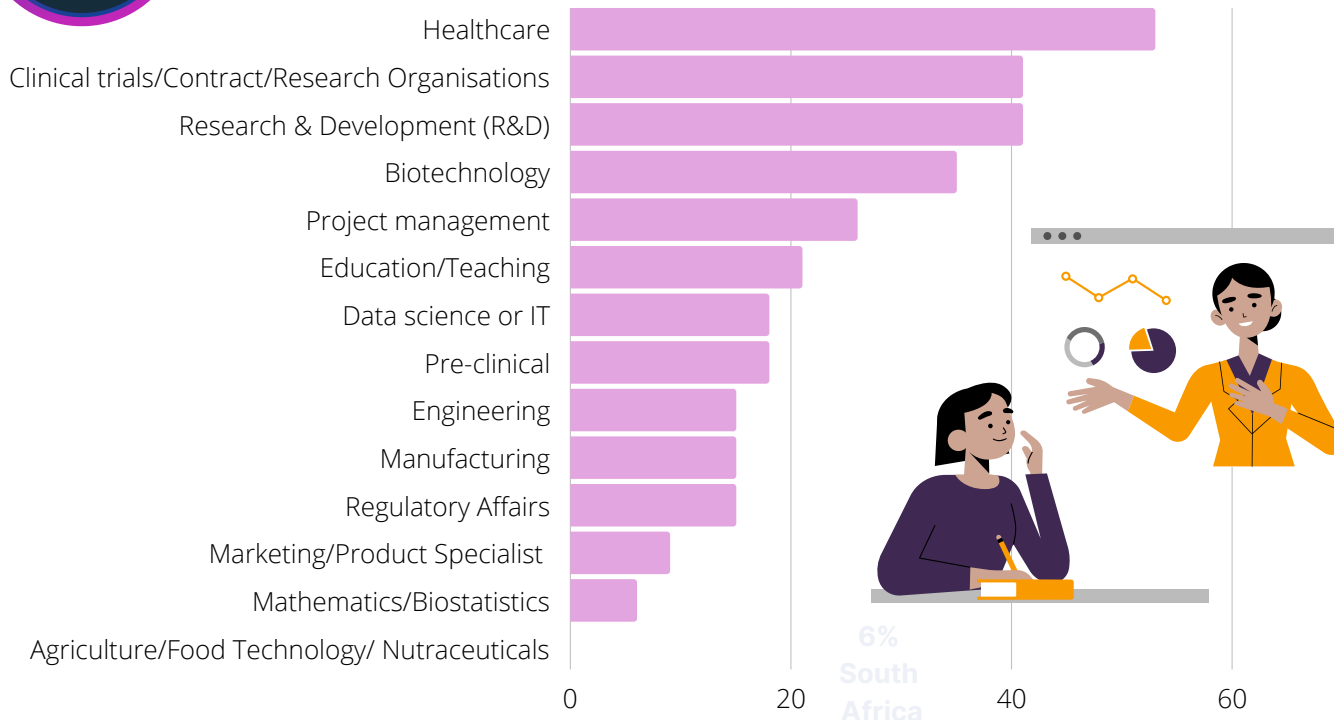
QUESTION
05

Host country



QUESTION
06

Sector Specification

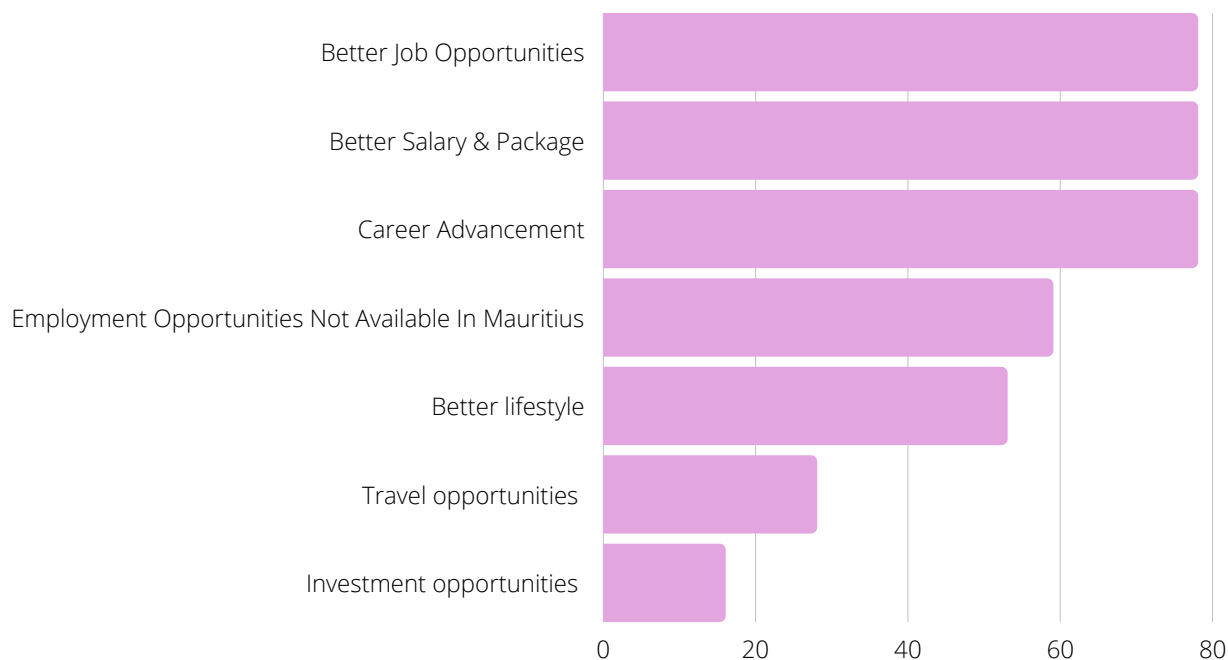


MAURITIAN SCIENTIFIC DIASPORA SURVEY



QUESTION
07

Reasons for choosing host country



QUESTION
08

Maintain network

Digital Communications
(Facebook, LinkedIn,
Instagram & Whatsapp) **88 %**

Regular visits to
Mauritius **76 %**

Education Alumni Group
(Universities, schools &
others) **29 %**

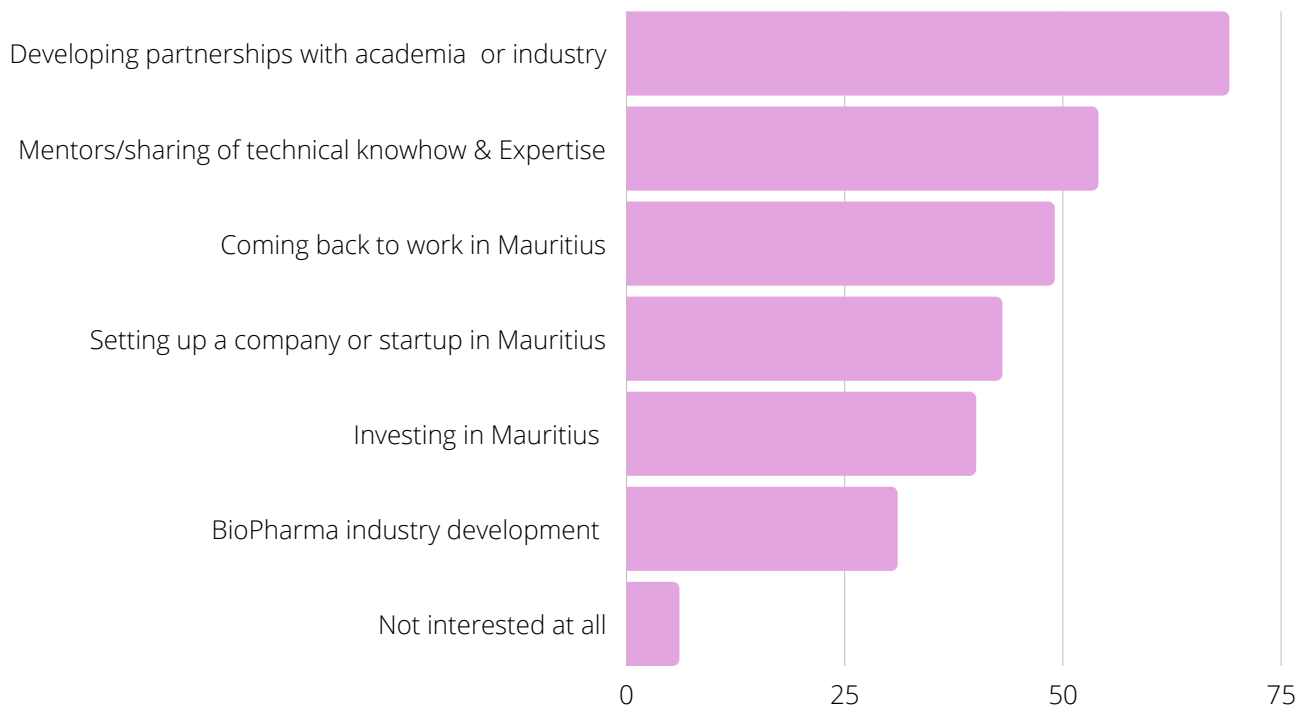


MAURITIAN SCIENTIFIC DIASPORA SURVEY



09

Reasons for choosing host country



QUESTION

10

willingness to support the Biopharma development in Mauritius



YES

NO



91 %